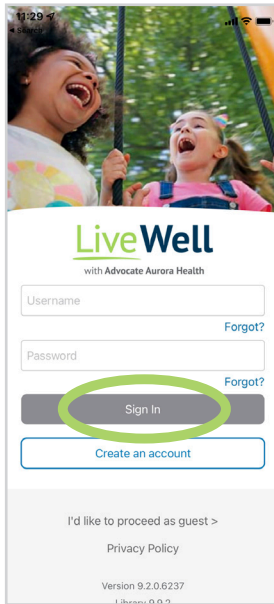


# DO VIRTUALLY ANYTHING FOR YOUR HEALTH

LiveWell

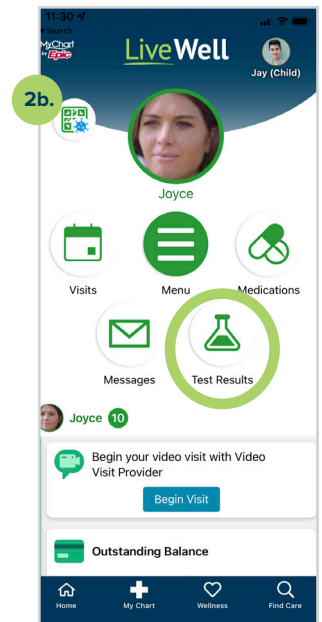
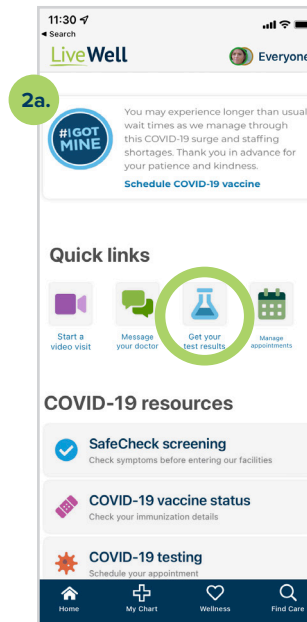
## How to get your test results using the LiveWell app

- 1 Open the **LiveWell app** and log in to your account.



If you haven't downloaded the LiveWell app or created your LiveWell account, see below and back page.

- 2 a. Tap on **Get your test results.**  
b. Tap on **Test results.**



To learn more, visit [aah.org/livewell/faq](https://aah.org/livewell/faq)



Download the LiveWell app or learn more at [aah.org/livewell](https://aah.org/livewell)




LiveWell Support Team: 855-624-9366

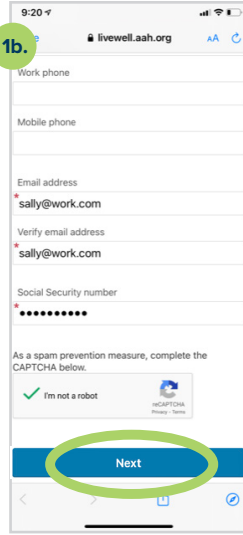


# How to create your LiveWell account

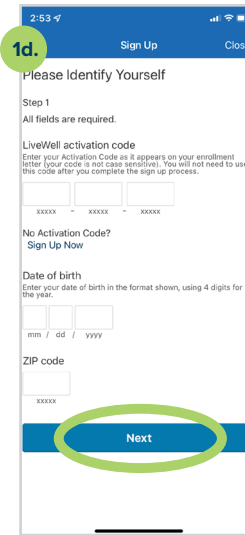
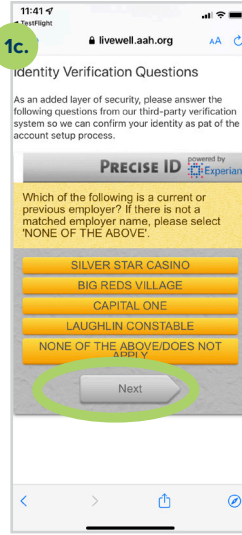
**1** If you were emailed an instant activation link, click that link and follow the steps to set up your account.



**a.** In the LiveWell app, tap **Create an account**.

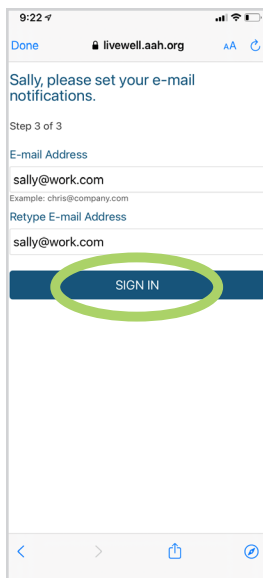


**b. and c.** Tap **No** if you don't have an activation code, and enter your name, address and other information. Tap **Next** and complete the verification process.

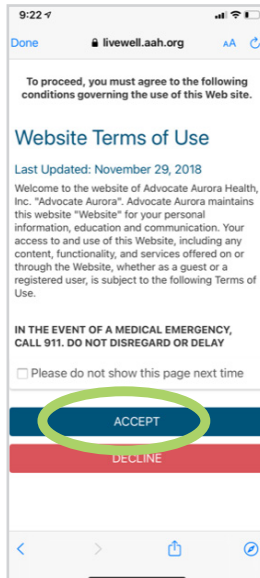


**d.** Tap **Yes** if you have an activation code, and fill out the fields. Tap **Next**.

**2** Enter your email address. Tap **Sign In**.



**3** Read the website terms and conditions. Tap **Accept**.



**4** Tap **Done** to return to the LiveWell app.

